



## BACCN Membership Survey 2023

---

**193**

Total Responses

129 Completed Responses

64 Partial Responses

**1110**

Survey Visits

## Welcome to our Membership Survey

### Welcome to our Membership Survey

It is important to BACCN that it continues to understand, and be responsive to the needs of its members. Please take time to complete this survey - we are interested in your views and they will help shape our association.

We would like to thank you for your continued membership and the time taken to complete this questionnaire. For completing the survey your name will be entered into a prize draw to win a free 2024 Conference Place!

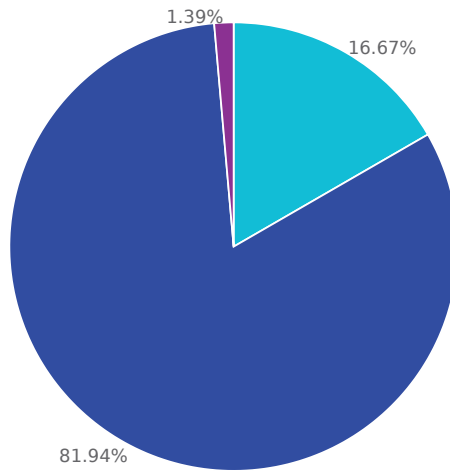
Nicki Credland, Chair  
BACCN National Board

No Responses

Q4

## Gender

Answered: 144 Skipped: 49



● Male

● Female

● Non-binary

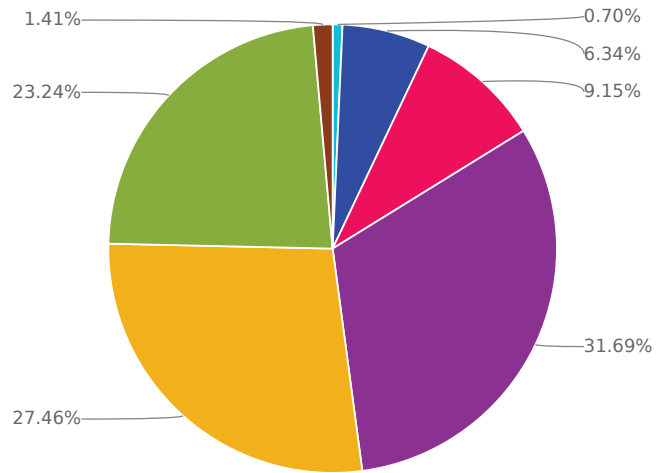
● Prefer not to say

Choices	Response percent	Response count
Male	16.67%	24
Female	81.94%	118
Non-binary	0.00%	0
Prefer not to say	1.39%	2

Q5

## Age

Answered: 142 Skipped: 51



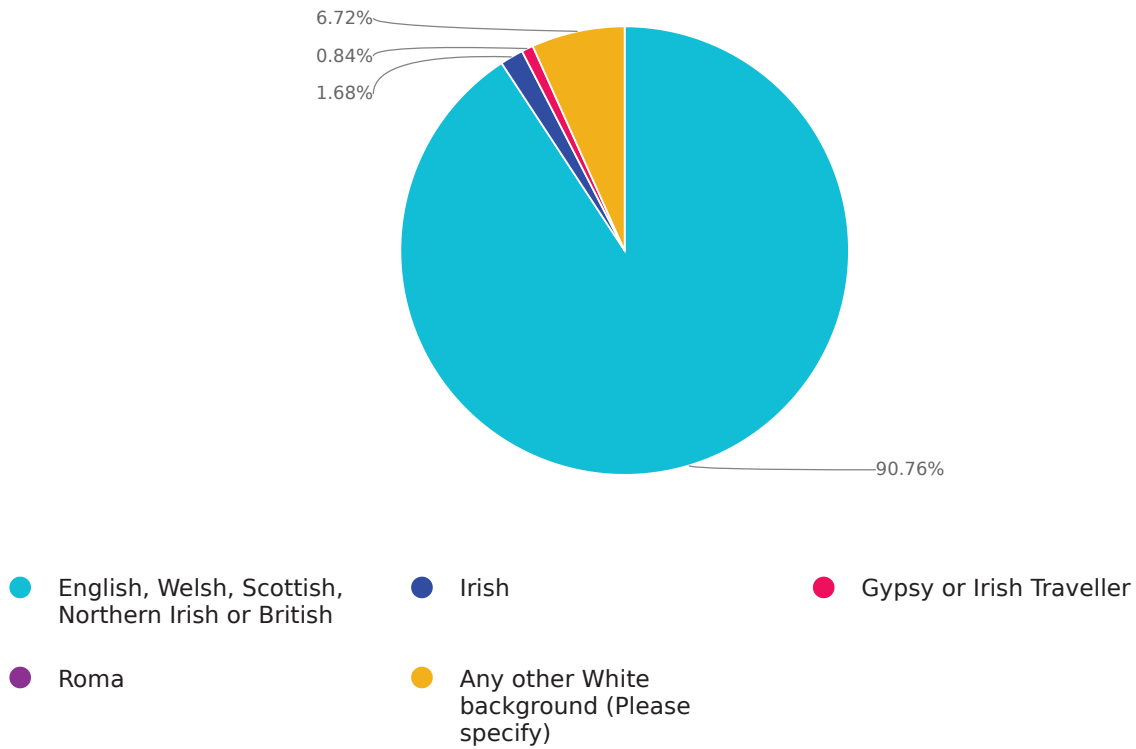
- 20-24
- 25-29
- 30-34
- 35-44
- Over 45
- Over 55
- Prefer not to say

Choices	Response percent	Response count
20-24	0.70%	1
25-29	6.34%	9
30-34	9.15%	13
35-44	31.69%	45
Over 45	27.46%	39
Over 55	23.24%	33
Prefer not to say	1.41%	2

Q7

### Which one best describes your White ethnic group or background?

Answered: 119 Skipped: 74



Choices	Response percent	Response count
English, Welsh, Scottish, Northern Irish or British	90.76%	108
Irish	1.68%	2
Gypsy or Irish Traveller	0.84%	1
Roma	0.00%	0
Any other White background (Please specify)	6.72%	8

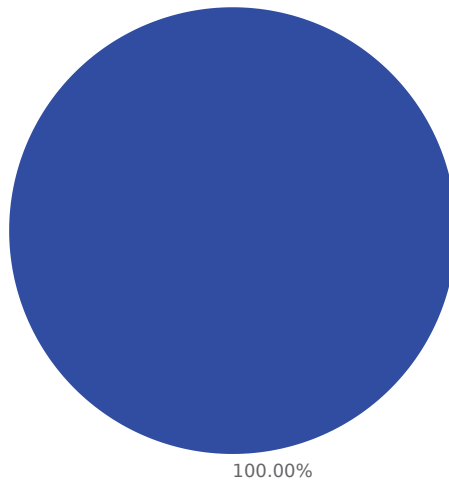
#### Any other White background (Please specify)

1. Australian
2. European
3. American
4. Australia
5. Dual USA and UK
6. Italian/Friulian
7. Portuguese
8. Mediterranean

Q8

Which one best describes your Mixed or Multiple ethnic group or background?

Answered: 1 Skipped: 192



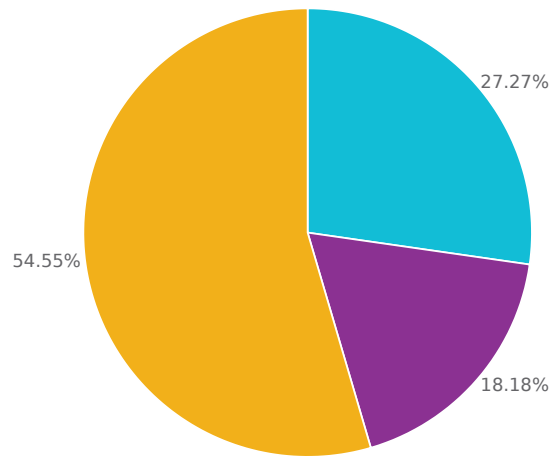
- White and Black Caribbean
- White and Black African
- White and Asian
- Any other Mixed or Multiple background (Please specify)

Choices	Response percent	Response count
White and Black Caribbean	0.00%	0
White and Black African	100.00%	1
White and Asian	0.00%	0
Any other Mixed or Multiple background (Please specify) No Responses	0.00%	0

Q9

### Which one best describes your Asian or Asian British ethnic group or background?

Answered: 11 Skipped: 182



- Indian
- Pakistani
- Bangladeshi
- Chinese
- Any other Asian background (Please specify)

Choices	Response percent	Response count
Indian	27.27%	3
Pakistani	0.00%	0
Bangladeshi	0.00%	0
Chinese	18.18%	2
Any other Asian background (Please specify)	54.55%	6

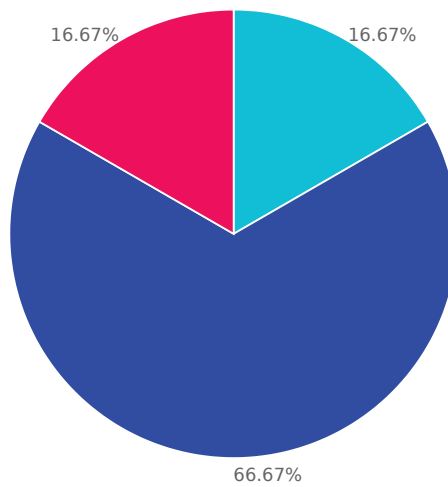
#### Any other Asian background (Please specify)

1. Filipino
2. Filipino
3. Philippines
4. Philippines
5. Filipino
6. Mixed Asian

Q10

Which one best describes your Black, Black British, Caribbean or African ethnic group or background?

Answered: 6 Skipped: 187



● Caribbean

● African

● Any other Black, Black British or Caribbean background (Please specify)

Choices	Response percent	Response count
Caribbean	16.67%	1
African	66.67%	4
Any other Black, Black British or Caribbean background (Please specify)	16.67%	1

Any other Black, Black British or Caribbean background (Please specify)

1. Not specified



Q11

Which one best describes your other ethnic group or background?

Answered: 0 Skipped: 193

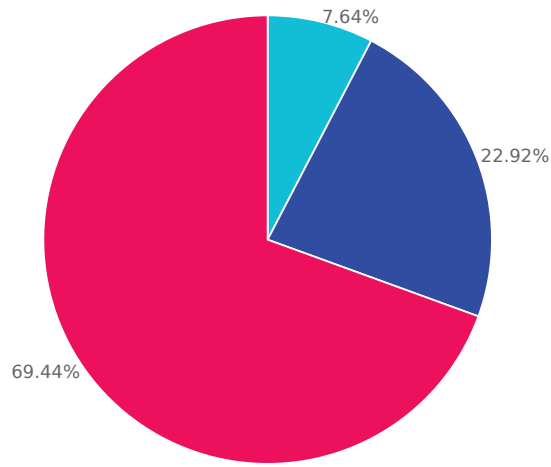
No Responses

No Responses

Q12

### Number of years within the discipline of critical care?

Answered: 144 Skipped: 49



● 0-3 Years

● 4-10 Years

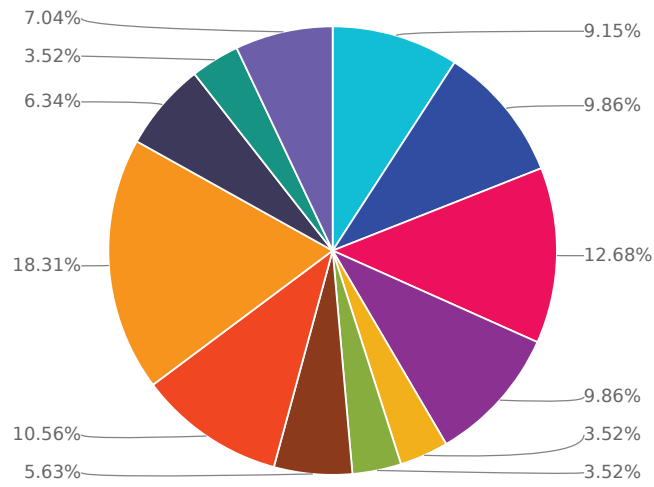
● >11 Years

Choices	Response percent	Response count
0-3 Years	7.64%	11
4-10 Years	22.92%	33
>11 Years	69.44%	100

Q15

### Which BACCN region do you live in?

Answered: 142 Skipped: 51



- Anglia
- Central South
- Midlands
- North West
- Northern
- Northern Ireland
- Scotland
- South West
- Southern
- Wales
- Wessex
- Yorks & Lincs

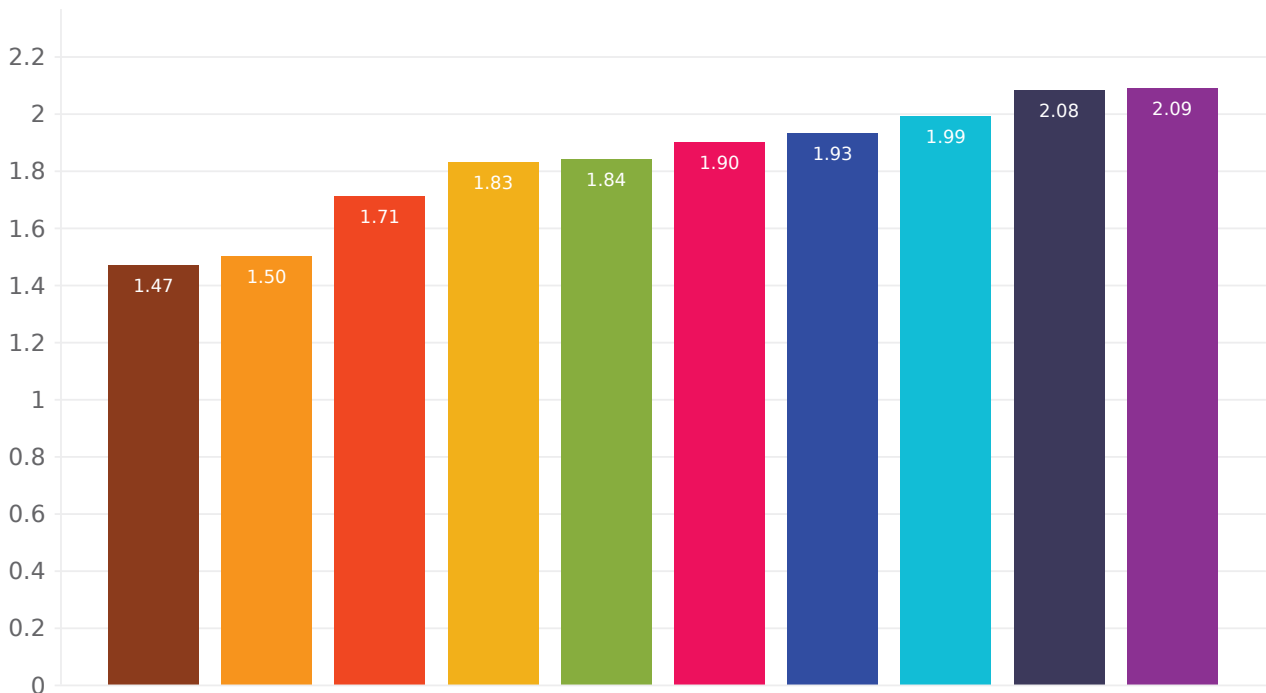
Choices	Response percent	Response count
Anglia	9.15%	13
Central South	9.86%	14
Midlands	12.68%	18
North West	9.86%	14
Northern	3.52%	5
Northern Ireland	3.52%	5
Scotland	5.63%	8
South West	10.56%	15
Southern	18.31%	26
Wales	6.34%	9
Wessex	3.52%	5
Yorks & Lincs	7.04%	10

## Membership

Q16

How would you **rank** the importance of each of the following BACCN Member Benefits? (with 1=most important, to 5=least important)

Answered: 137 Skipped: 56



● Representation on National and International critical care and government organisations

● Educational Resources (including recordings of Study Events/Webinars) to keep up to date with practice developments

● CPD

● BACCN Regional Events

● Opportunities to network with multi-disciplinary teams

● Discount on BACCN Annual Conference

● Access to archived BACCN Journals online

● BACCN Journal

● Members Only Grants and Awards

● BACCN Newsletter

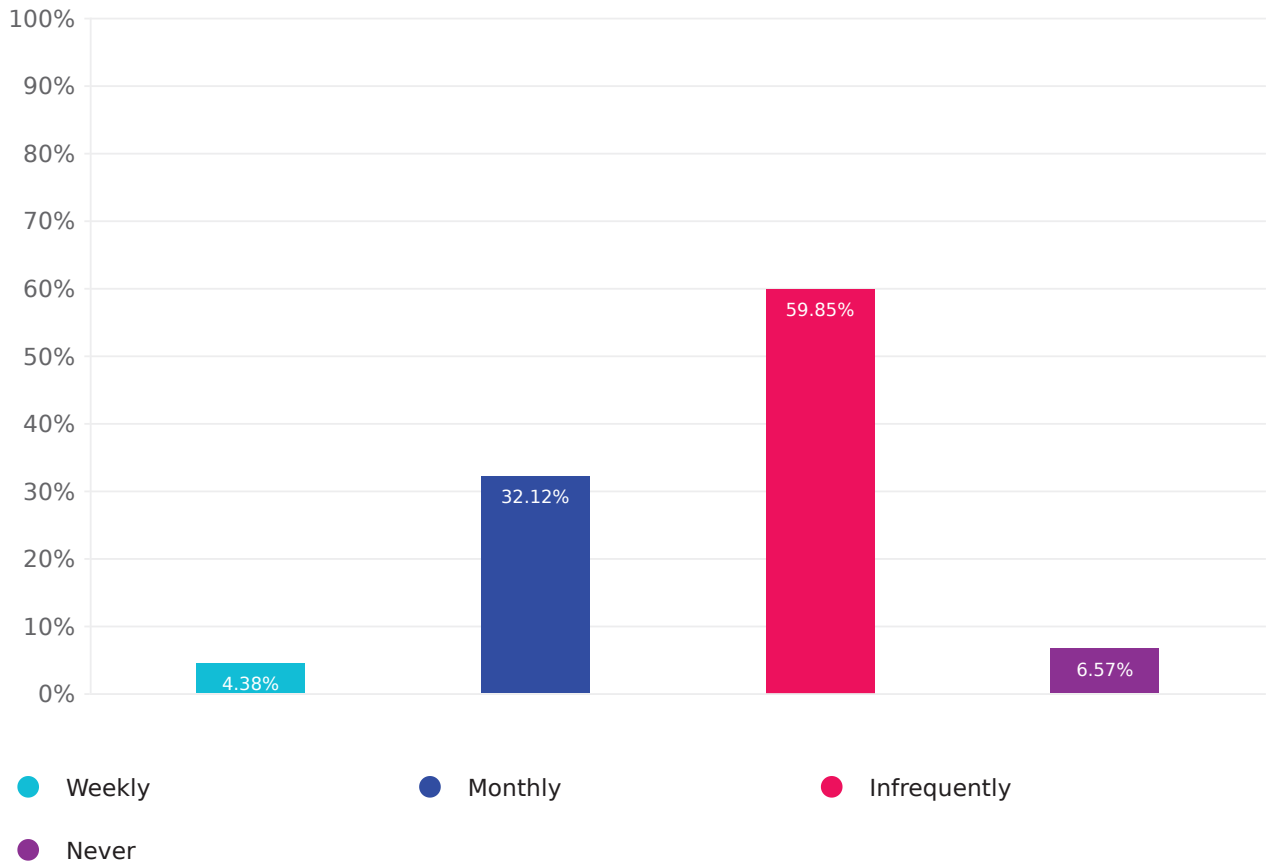
Row	1 (Very important)	2	3	4	5 (Not at all important)	Average rating	Response count
Representation on National and International critical care and government organisations	64.23% (88)	25.55% (35)	9.49% (13)	0.73% (1)	0.00% (0)	1.47	137
Educational Resources (including recordings of Study Events/Webinars) to keep up to date with practice developments	59.85% (82)	32.85% (45)	5.11% (7)	1.46% (2)	0.73% (1)	1.50	137
CPD	49.64% (68)	35.77% (49)	9.49% (13)	4.38% (6)	0.73% (1)	1.71	137
BACCN Regional Events	41.61% (57)	37.96% (52)	16.79% (23)	2.92% (4)	0.73% (1)	1.83	137
Opportunities to network with multi-disciplinary teams	41.18% (56)	39.71% (54)	14.71% (20)	2.94% (4)	1.47% (2)	1.84	136
Discount on BACCN Annual Conference	42.34% (58)	35.77% (49)	13.14% (18)	7.30% (10)	1.46% (2)	1.90	137
Access to archived BACCN Journals online	40.88% (56)	35.04% (48)	16.06% (22)	5.84% (8)	2.19% (3)	1.93	137
BACCN Journal	39.42% (54)	35.04% (48)	15.33% (21)	8.03% (11)	2.19% (3)	1.99	137
Members Only Grants and Awards	37.96% (52)	29.20% (40)	22.63% (31)	7.30% (10)	2.92% (4)	2.08	137
BACCN Newsletter	30.66% (42)	39.42% (54)	21.90% (30)	5.84% (8)	2.19% (3)	2.09	137

Average rating: 1.83

Q17

### How often do you use the Educational Resources (including recordings of Study Events/Webinars)?

Answered: 137 Skipped: 56

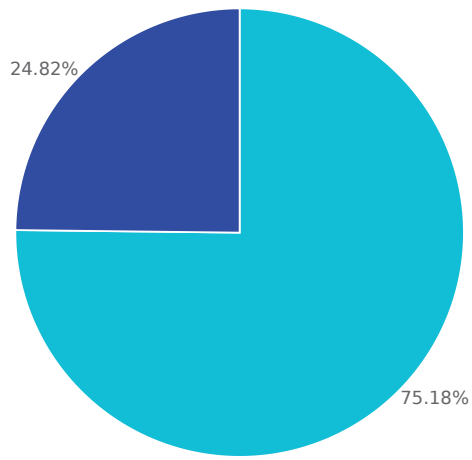


Choices	Response percent	Response count
Weekly	4.38%	6
Monthly	32.12%	44
Infrequently	59.85%	82
Never	6.57%	9

Q18

### Have you heard of BACCN's Critical Care Unit Membership?

Answered: 137 Skipped: 56



● Yes

● No

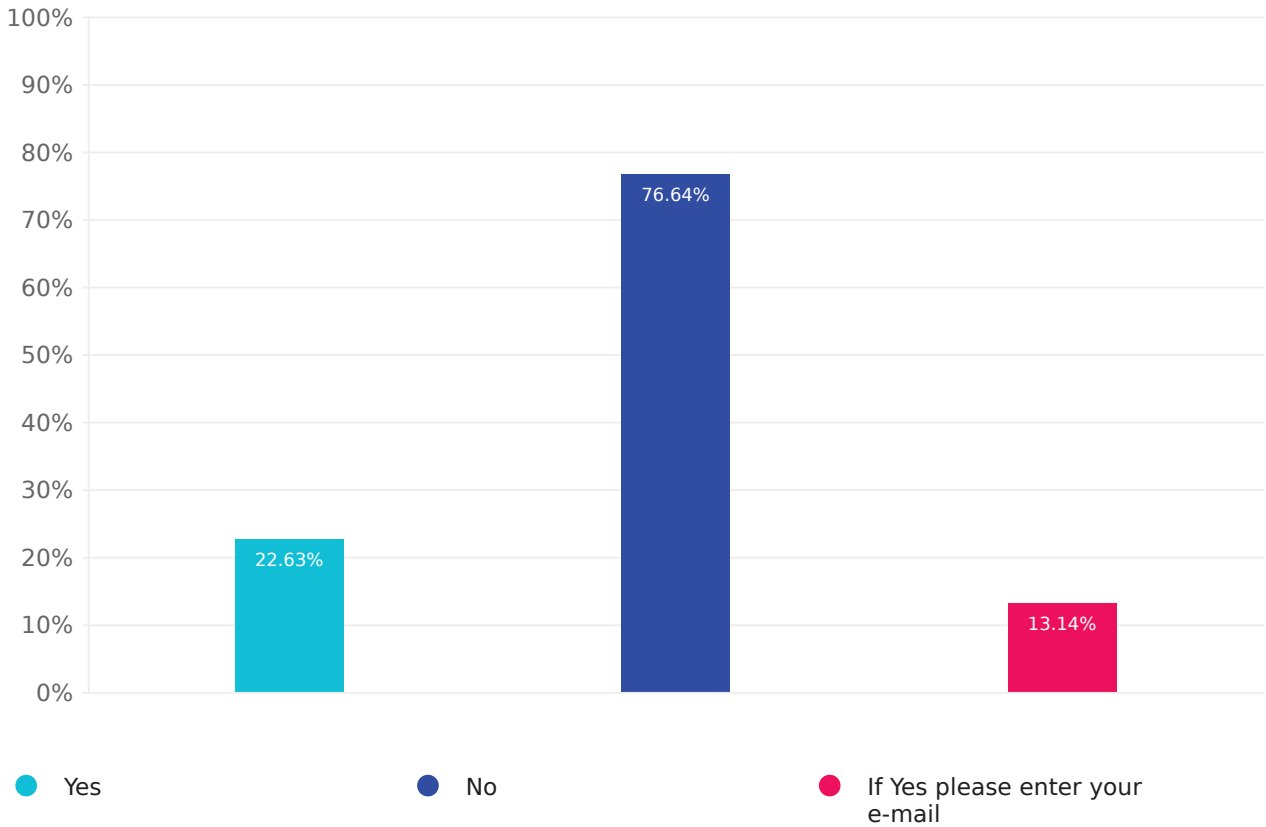
Choices	Response percent	Response count
Yes	75.18%	103
No	24.82%	34



Q19

### Would you like more information on Critical Care Unit Membership?

Answered: 137 Skipped: 56

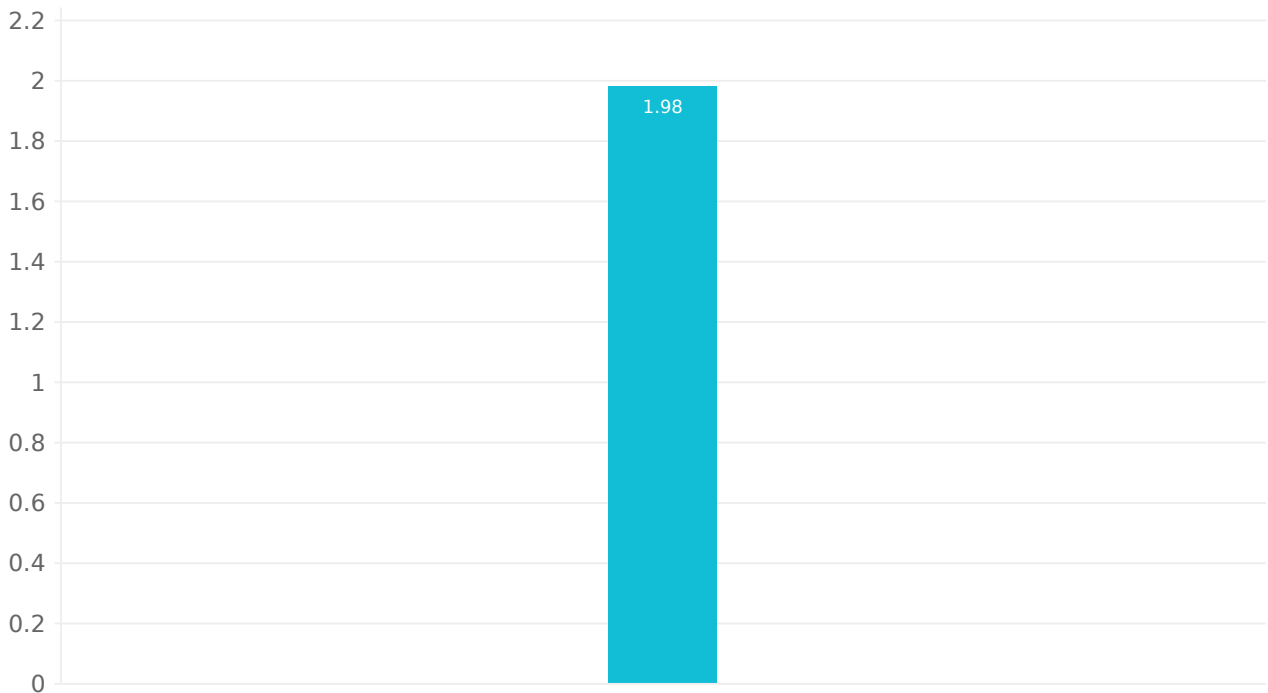


Choices	Response percent	Response count
Yes	22.63%	31
No	76.64%	105
If Yes please enter your e-mail	13.14%	18

Q20

How likely would you be to recommend membership of BACCN to a colleague?

Answered: 136 Skipped: 57



● Average Rating

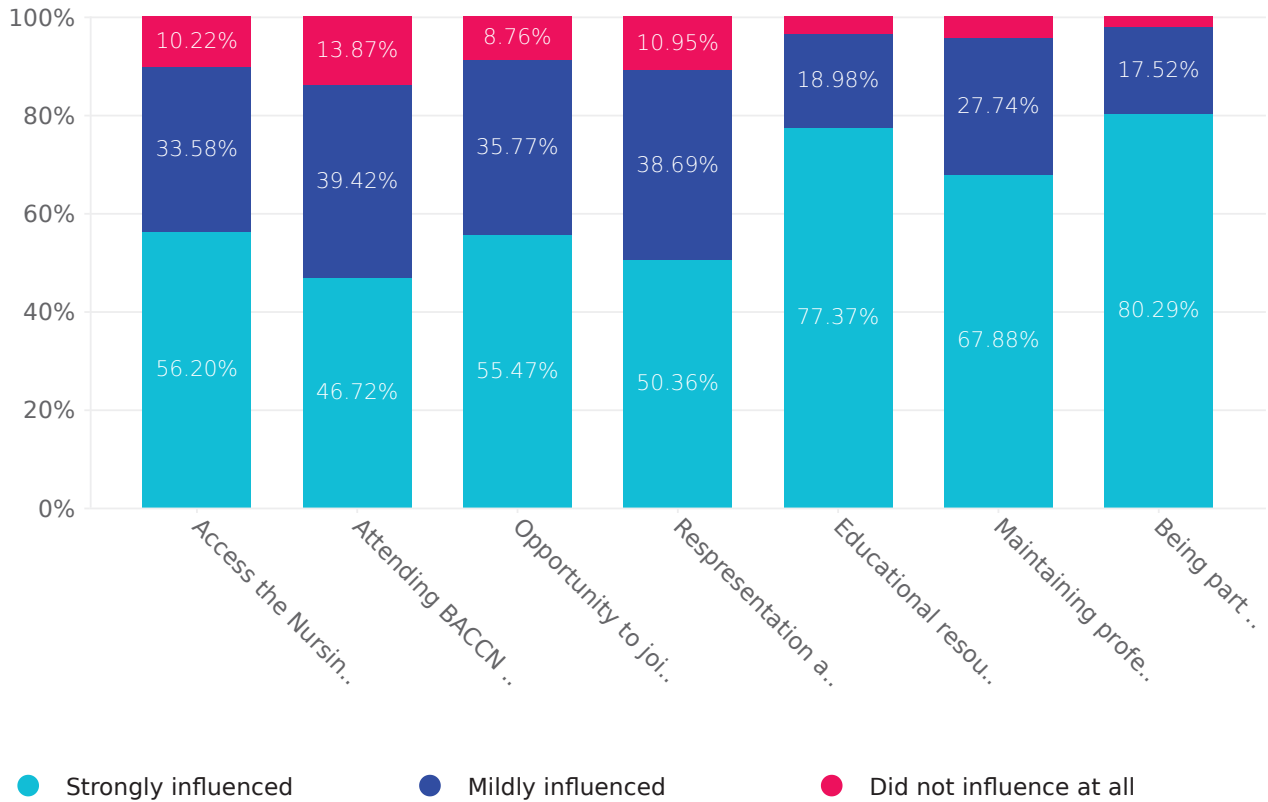
Rating	Response percent	Response count
1 (Very likely)	38.97%	53
2	34.56%	47
3	17.65%	24
4	7.35%	10
5 (Very unlikely)	1.47%	2

Average rating: 1.98

Q21

### How strongly did each of the following factors influence your decision to join BACCN?

Answered: 137 Skipped: 56



Row	Strongly influenced	Mildly influenced	Did not influence at all	Response count
Access the Nursing in Critical Care Journal	56.20% (77)	33.58% (46)	10.22% (14)	137
Attending BACCN National Conference at discounted rates	46.72% (64)	39.42% (54)	13.87% (19)	137
Opportunity to join in regional BACCN activities	55.47% (76)	35.77% (49)	8.76% (12)	137
Resrepresentation at National level regarding critical care issues	50.36% (69)	38.69% (53)	10.95% (15)	137
Educational resources and information	77.37% (106)	18.98% (26)	3.65% (5)	137
Maintaining professional opportunities	67.88% (93)	27.74% (38)	4.38% (6)	137
Being part of a professional body committed to critical care nursing	80.29% (110)	17.52% (24)	2.19% (3)	137
Other (please specify)				4

Other (please specify)

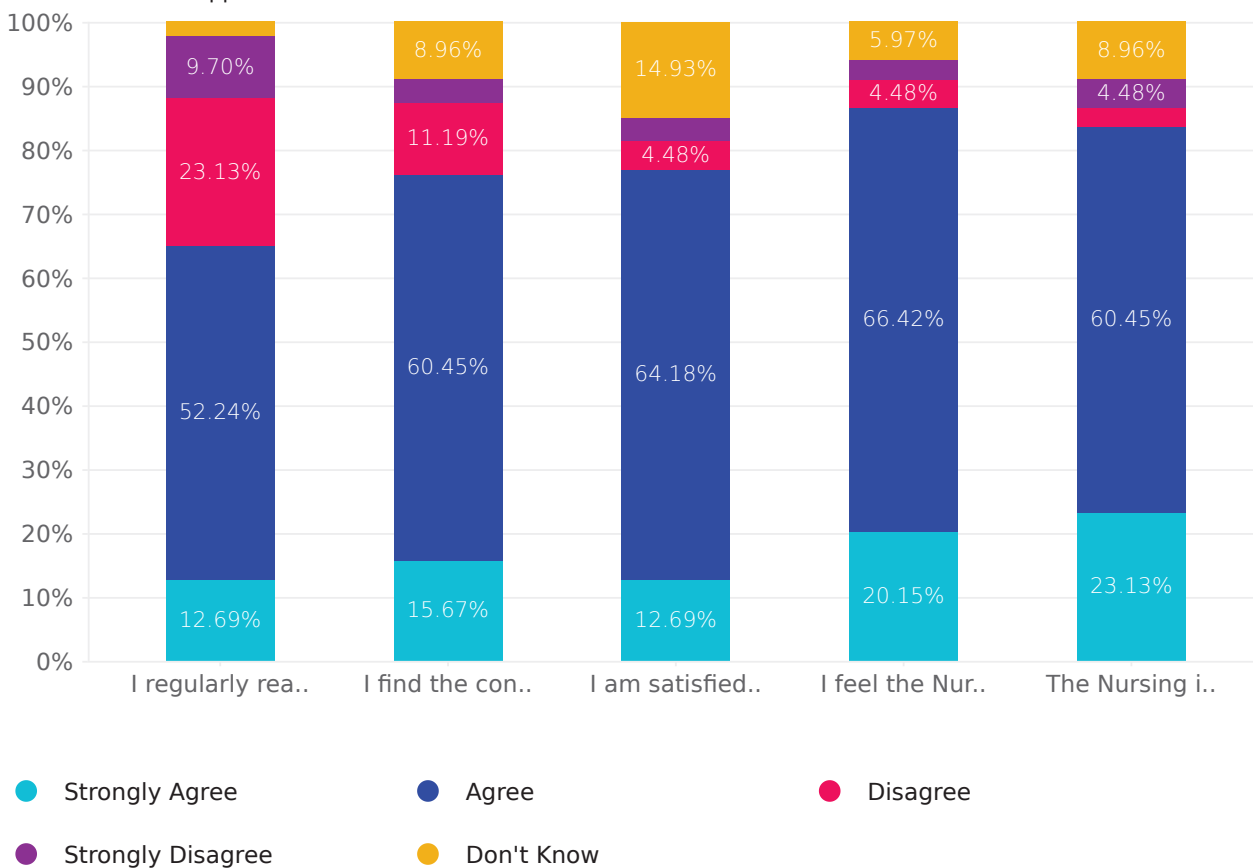
1. When I joined I had just started work in Intensive Care and BACCN was in infancy. It was the only way to learn about the speciality.
2. it was for career progression to be on a committee
3. I am currently building a Research Link Nurse role on my unit and feel that being a member and having access to the Journal and educational materials is very important to this endeavor.
4. Committee member

### BACCN Journal - Nursing in Critical Care

Q22

What do you think of the BACCN's Journal 'Nursing in Critical Care'? Tick as appropriate

Answered: 134 Skipped: 59



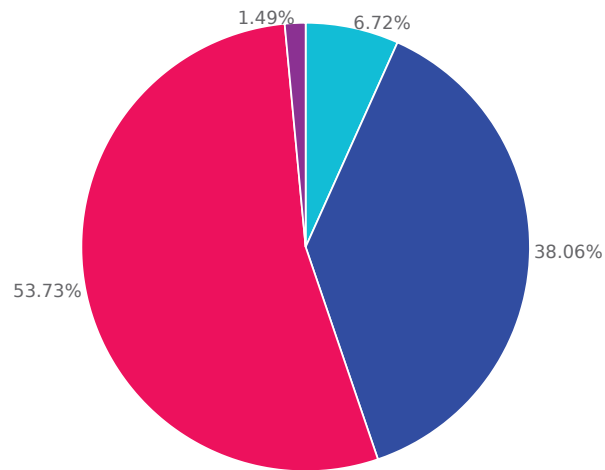
Row	Strongly Agree	Agree	Disagree	Strongly Disagree	Don't Know	Response count
I regularly read Nursing in Critical Care	12.69% (17)	52.24% (70)	23.13% (31)	9.70% (13)	2.24% (3)	134
I find the content of Nursing in Critical Care to be accessible, informative and stimulating	15.67% (21)	60.45% (81)	11.19% (15)	3.73% (5)	8.96% (12)	134
I am satisfied that the Journal's coverage of sub-specialities (renal, paediatrics and cardiac) is balanced	12.69% (17)	64.18% (86)	4.48% (6)	3.73% (5)	14.93% (20)	134
I feel the Nursing in Critical Care Journal is relevant to inform on nursing practice	20.15% (27)	66.42% (89)	4.48% (6)	2.99% (4)	5.97% (8)	134
The Nursing in Critical Care Journal gives a good insight into Critical Care across the UK and Internationally	23.13% (31)	60.45% (81)	2.99% (4)	4.48% (6)	8.96% (12)	134

## Website

Q23

How often do you access the BACCN website?

Answered: 134 Skipped: 59



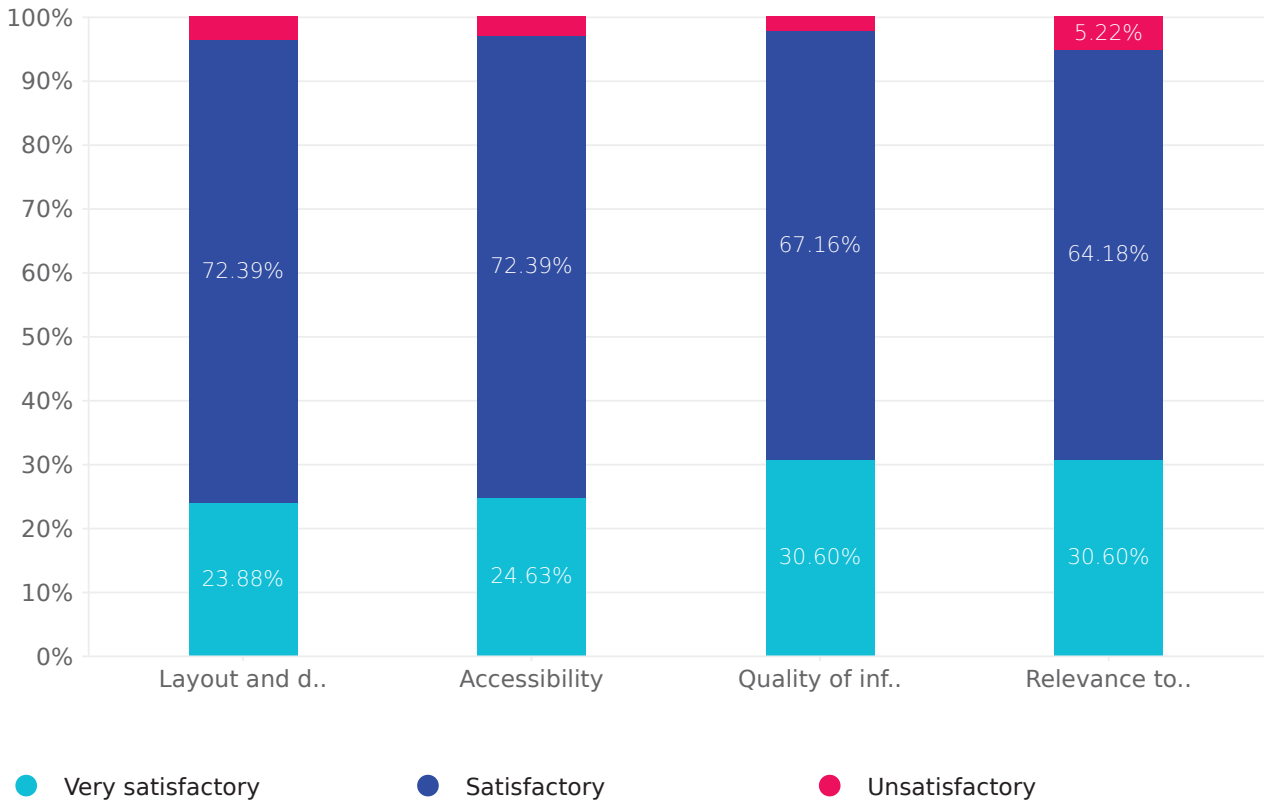
- Weekly
- Monthly
- Infrequently
- Never

Choices	Response percent	Response count
Weekly	6.72%	9
Monthly	38.06%	51
Infrequently	53.73%	72
Never	1.49%	2

Q24

How would you rate the BACCN website? Tick as appropriate

Answered: 134 Skipped: 59

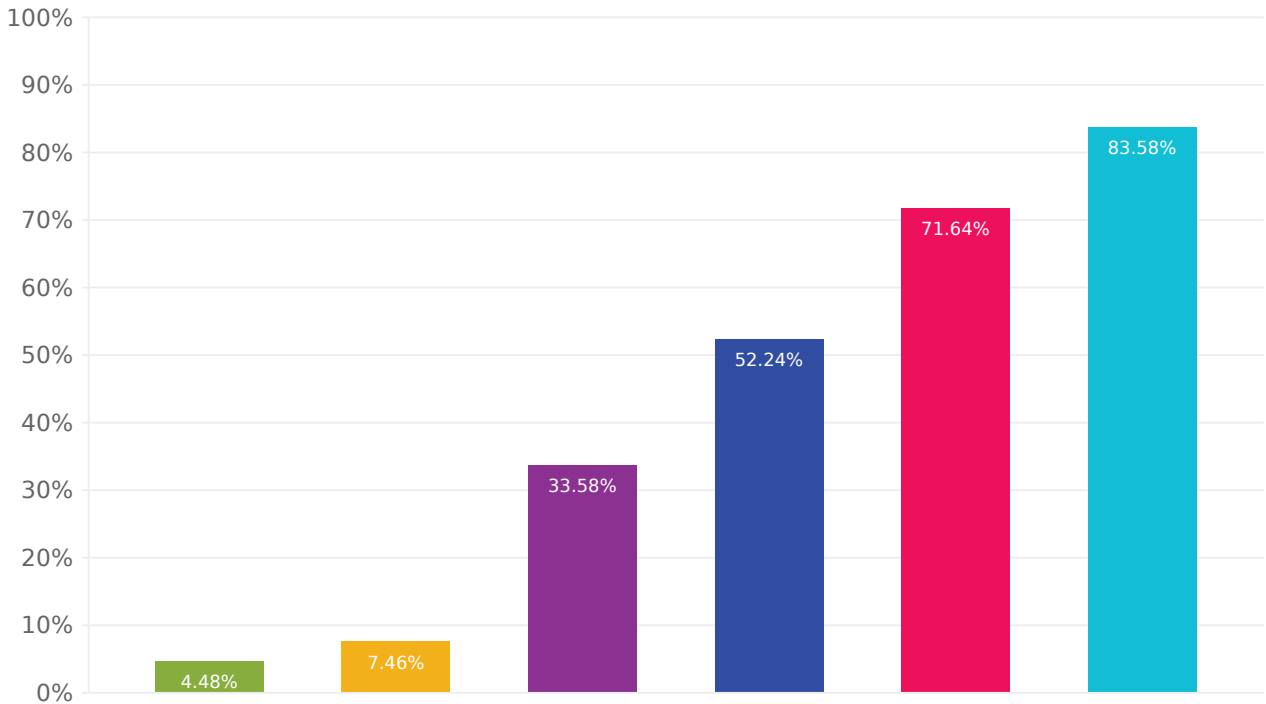


Row	Very satisfactory	Satisfactory	Unsatisfactory	Response count
Layout and design	23.88% (32)	72.39% (97)	3.73% (5)	134
Accessibility	24.63% (33)	72.39% (97)	2.99% (4)	134
Quality of information	30.60% (41)	67.16% (90)	2.24% (3)	134
Relevance to me	30.60% (41)	64.18% (86)	5.22% (7)	134

Q25

### Which of the following do you use the BACCN website for?

Answered: 134 Skipped: 59



- Other (Please specify)
- None of the above
- Sector news and updates
- Regional information
- Details of events
- Educational resources

Choices	Response percent	Response count
Other (Please specify)	4.48%	6
None of the above	7.46%	10
Sector news and updates	33.58%	45
Regional information	52.24%	70
Details of events	71.64%	96
Educational resources	83.58%	112

#### Other (Please specify)

1. Not specified
2. Regional handbook
3. Not mobile device friendly. Unable to access member area



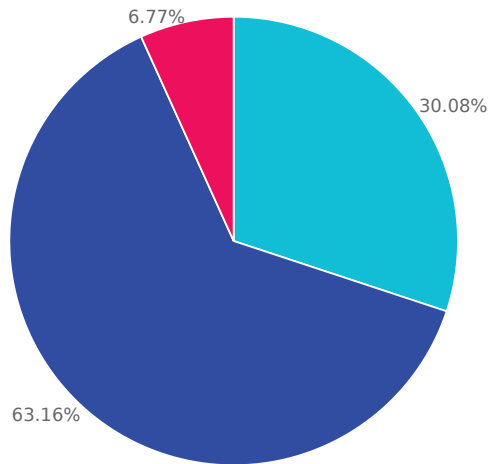
4. Journal submission
5. committee information
6. For study days

## BACCN Communications

Q26

Do you read the BACCN Newsletter?

Answered: 133 Skipped: 60



Always

Sometimes

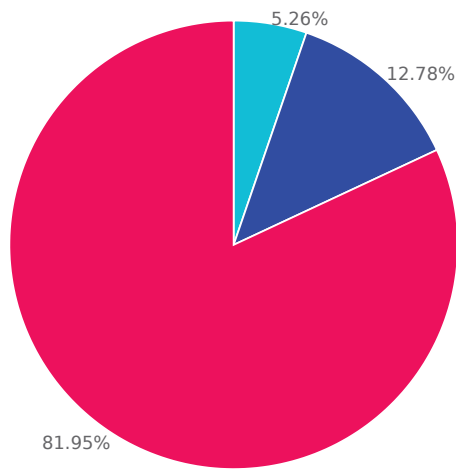
Never

Choices	Response percent	Response count
Always	30.08%	40
Sometimes	63.16%	84
Never	6.77%	9

Q27

Which of the following best describes how you feel about e mail communications you receive from BACCN?

Answered: 133 Skipped: 60



● I receive too many emails

● I do not receive enough emails

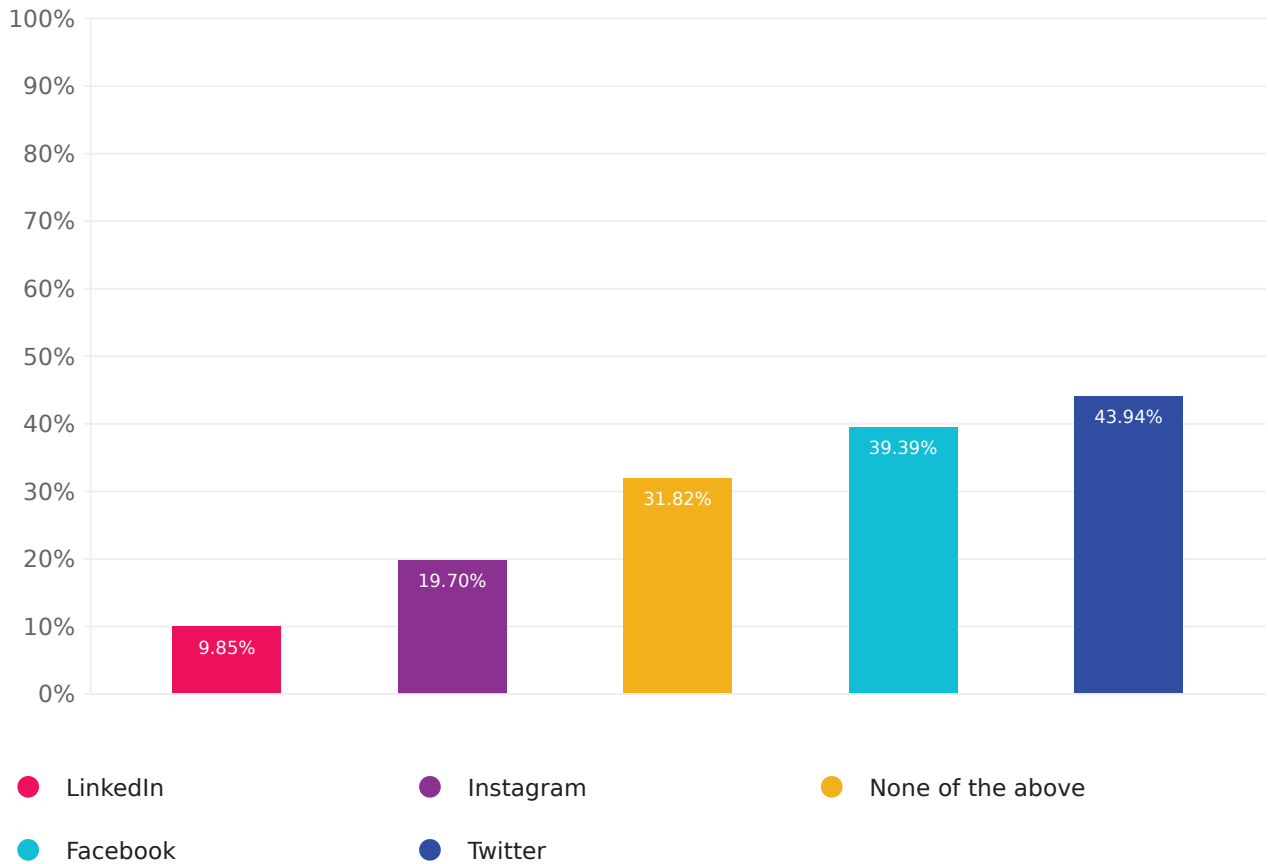
● The number I receive is about right

Choices	Response percent	Response count
I receive too many emails	5.26%	7
I do not receive enough emails	12.78%	17
The number I receive is about right	81.95%	109

Q28

Which of the following social media platforms do you use to follow BACCN (tick all that apply)?

Answered: 132 Skipped: 61



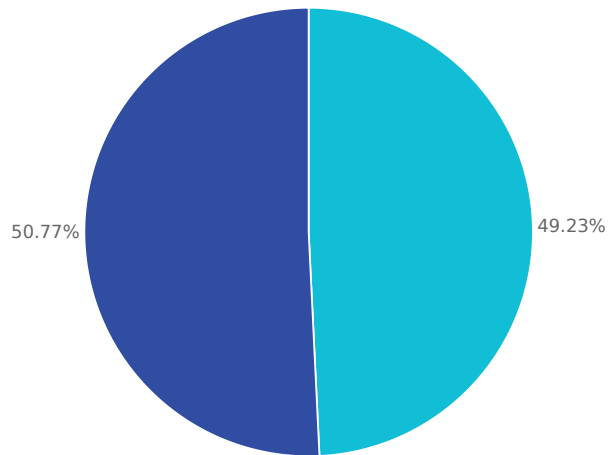
Choices	Response percent	Response count
LinkedIn	9.85%	13
Instagram	19.70%	26
None of the above	31.82%	42
Facebook	39.39%	52
Twitter	43.94%	58

## BACCN Conference and Events

Q29

Have you attended the national BACCN Conference in the last 5 years?

Answered: 130 Skipped: 63



● Yes

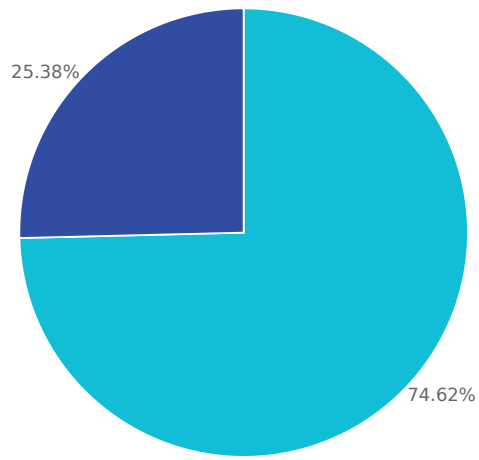
● No

Choices	Response percent	Response count
Yes	49.23%	64
No	50.77%	66

Q30

Do regional events and activities form an important part of your BACCN membership?

Answered: 130 Skipped: 63



● Yes

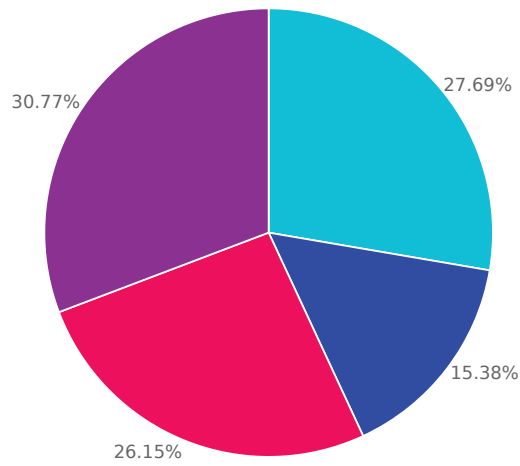
● No

Choices	Response percent	Response count
Yes	74.62%	97
No	25.38%	33

Q31

### When did you last attend a BACCN regional event?

Answered: 130 Skipped: 63



● in the last year

● in the last 3 years

● in the last 5 years

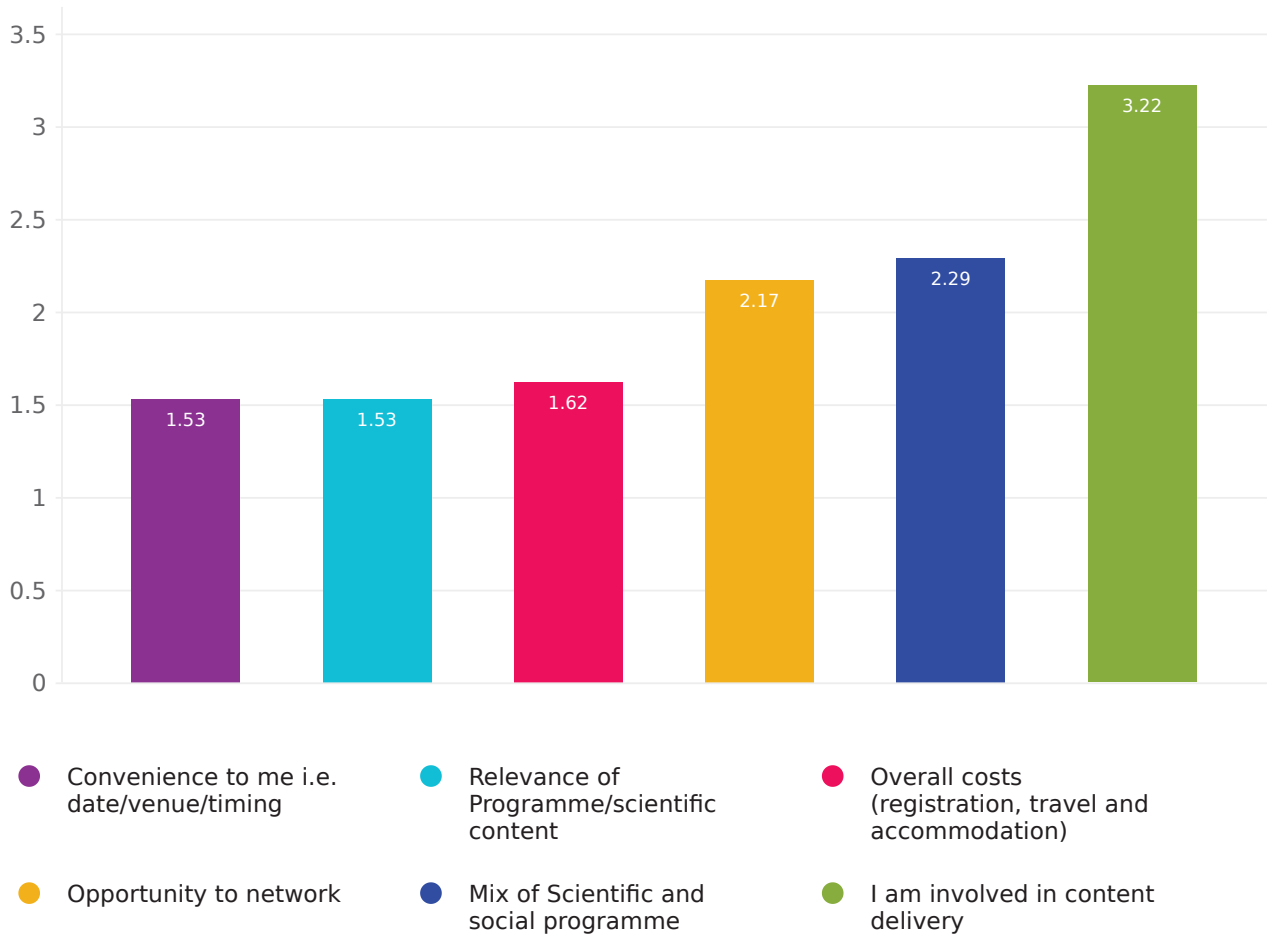
● never

Choices	Response percent	Response count
in the last year	27.69%	36
in the last 3 years	15.38%	20
in the last 5 years	26.15%	34
never	30.77%	40

Q32

How do you rank the following issues in affecting your decision on whether to attend a BACCN regional event?  
(1 = very important, 5 = not at all)

Answered: 129 Skipped: 64



Row	(1) 1	(2) 2	(3) 3	(4) 4	(5) 5	Average rating	Response count
Convenience to me i.e. date/venue/timing	63.57% (82)	27.13% (35)	4.65% (6)	2.33% (3)	2.33% (3)	1.53	129
Relevance of Programme/scientific content	70.31% (90)	16.41% (21)	7.03% (9)	2.34% (3)	3.91% (5)	1.53	128
Overall costs (registration, travel and accommodation)	58.14% (75)	30.23% (39)	6.20% (8)	2.33% (3)	3.10% (4)	1.62	129
Opportunity to network	32.56% (42)	30.23% (39)	27.13% (35)	7.75% (10)	2.33% (3)	2.17	129
Mix of Scientific and social programme	26.36% (34)	36.43% (47)	24.81% (32)	6.20% (8)	6.20% (8)	2.29	129
I am involved in content delivery	15.50% (20)	14.73% (19)	27.91% (36)	16.28% (21)	25.58% (33)	3.22	129

Average rating: 2.06



Row	Range		Mean	Median	Standard deviation	Variance
	From	To				
Convenience to me i.e. date/venue/timing	1	5	1.53	1.00	0.88	0.77
Relevance of Programme/scientific content	1	5	1.53	1.00	1.00	1.01
Overall costs (registration, travel and accommodation)	1	5	1.62	1.00	0.94	0.88
Opportunity to network	1	5	2.17	2.00	1.05	1.10
Mix of Scientific and social programme	1	5	2.29	2.00	1.11	1.24
I am involved in content delivery	1	5	3.22	3.00	1.39	1.92